

Report on the Investigation Results of Grooming Targeting Young People

June 2024

Katsuhiko Takeda & Mako Kitamura, ChildFund Japan
Associate Professor Tsutsumi Sakurai, Otemon Gakuin University
Junichi Ueda, Yokohama Adolescent Issues Research Institute

ChildFund
Japan

	# Page
● Summary of implementation	4
● Past research as reference	5
● Summary of result analysis	6
● Recommendations	8
● Overview of respondents	9
[1] Commonly used social networking services	10
[2] Commonly used communication tools	11
[3] Commonly used online games	12
[4] The frequently played genres of online games	13
[5] Experience of receiving a chat from someone the respondents did not know	14
[6] The age at which the respondents received a chat from someone they did not know	15
[7] Social networking services where the respondents have received a chat from someone they did not know	16
[8] The online gaming device on which the respondents have received a chat from someone they did not know	17
[9] Experience of uploading photos or videos of themselves naked or in underwear to unknown individuals or public websites	18
[10] The age at which the respondents uploaded the photos or videos	19

	# Page
[11] Knowledge about the crime known as “grooming”	20
[12] Experiences of encountering malicious or inappropriate requests from someone met online	21
[13] The age at which the respondents experienced [12]	22
[14] Social networking services used for [12]	23
[15] Online games used for [12]	24
[16] When the conversation turned sexual, or when asked to send explicit self-portraits or invited to meet in person, the response to such requests from the other party	25
[17] The reasons for refusing the demands of the counterparts	26
[18] The reasons for complying with the counterparts’ requests	27
[19] How the respondents will response to grooming victimization	28
[20] The reasons for not telling anyone or taking any action when experiencing grooming victimization	29
[21] Where the respondents will seek advice or support if they experience grooming victimization	30
[22] Grooming prevention measures	31
● Questionnaire	32-34

Overview of implementation

Objective	To understand the reality of young people regarding grooming and similar issues, and incorporate it into future policies.
Period	December 22, 2023 to January 5, 2024
Subjects	Individuals of both sexes aged 15-24 nationwide
Method	Online survey
# responses	Total: 1735s, Male: 747s (43.1% of all), Female: 988s (56.9% of all)
Survey Agency	GMO Research
Project Members	Katsuhiko Takeda & Mako Kitamura, ChildFund Japan Associate Professor Tsutsumi Sakurai, Otemon Gakuin University Junichi Ueda, Yokohama Adolescent Issues Research Institute
Ethical Consideration	This survey was conducted after obtaining ethical approval from the review board of Tohoku Gakuin University (Registration Number 2023-25). For minors, the survey was conducted with the consent of their guardians.

Past research as reference

Date	Topics
June 2022	Gender Equality Bureau of the Cabinet Office Survey on the Reality of Sexual Violence Victimization among the Youth Population https://www.gender.go.jp/policy/no_violence/e-vaw/chousa/pdf/r04_houkoku/01.pdf
November 2021	Thorn Self-Generated Child Sexual Abuse Material: Youth Attitudes and Experiences in 2020 https://info.thorn.org/hubfs/Research/SGCSAM_Attitudes&Experiences_YouthMonitoring_FullReport_2021.pdf
May 2019	Ministry of Justice Qualitative Research Report on Experiences of Sexual Violence Victimization https://www.moj.go.jp/content/001299302.pdf

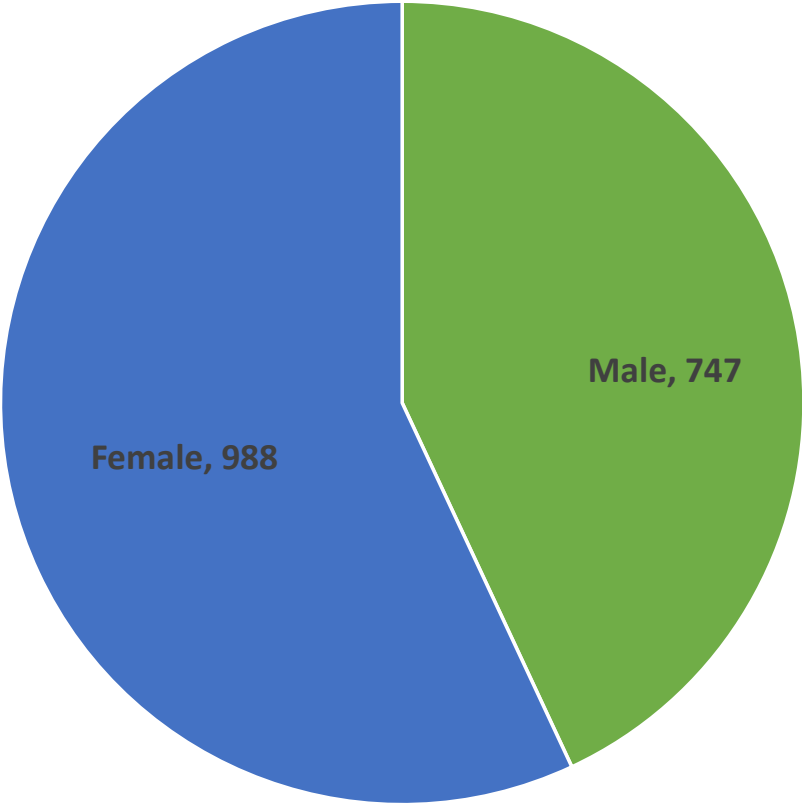
- About 35% of young people have received chat messages from strangers on the internet, and this experience increases to over half for those aged 18-24.
- Women are more likely to receive chat messages from strangers, while men are more likely to receive such messages through online gaming devices.
- Contact with strangers is most common on X, while such contact is more frequent on LINE among younger people. Contact through Instagram is more common among women.
- Among 15-17 year-olds, 1.6% of boys and 1.5% of girls have sent or uploaded photos or videos of themselves naked or in their underwear to strangers.
- About 70% of young people say they don't know about grooming, with this trend being particularly strong among those aged 15-17.
- About 10% of people have had grooming-related interactions with someone they met online, with 6.2% of boys and 7.9% of girls aged 15-17 having experienced this.

- About 10% of people have experienced sexual victimization from someone they met online, such as being subjected to sexual conversations, receiving sexual images, or being asked to send selfies. Among 15-17 year-olds, 3.2% of boys and 5.4% of girls have experienced this.
- When faced with requests for sexual conversations, sexual image exchanges, or meetings from someone they met online, about half ignore or block the person, while fewer seek advice.
- Responding to requests for sexual conversations, sexual image exchanges, or meetings from someone met online is influenced by feelings of romantic interest or fear.
- The most common opinion for combating grooming is to increase the number of consultation centers.

- It is necessary to spread knowledge about grooming among young people. For example, awareness campaigns on social media platforms frequently used by young people.
- For men, it is important to raise awareness about grooming in online gaming. This could include warnings from game developers, using messages or characters for education, and cautioning about item exchanges.
- For women, it is important to raise awareness about grooming on Instagram. For example, through awareness campaigns on Instagram.
- Creating an environment where it is easy to seek help is necessary. This could include training gatekeepers for early detection of victimization, programs for parents about risks, and publicizing the existence of consultation centers through schools and campaigns.

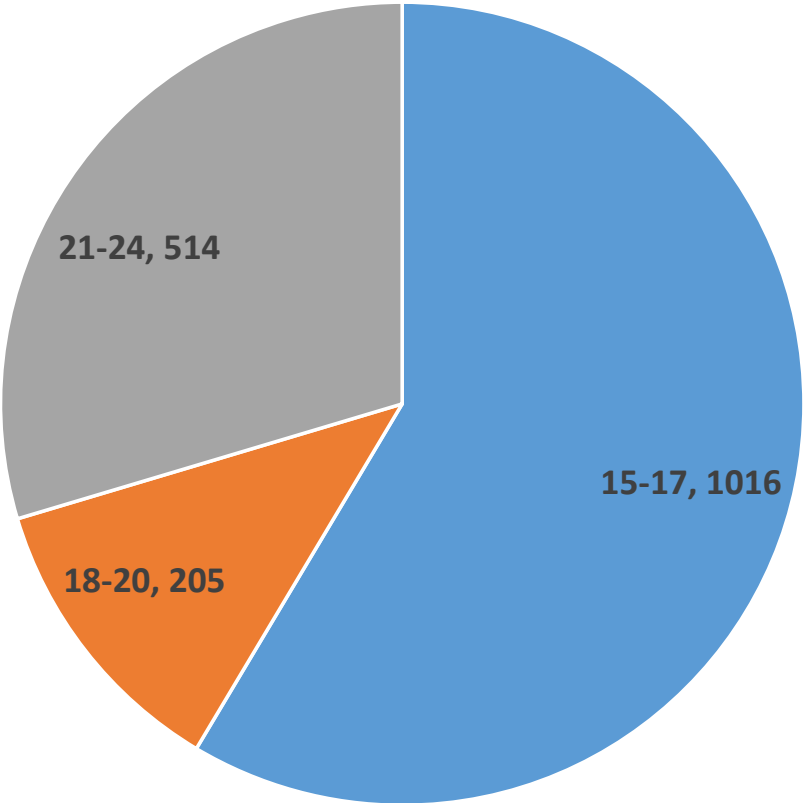
Overview of respondents

Gender



■ Male ■ Female

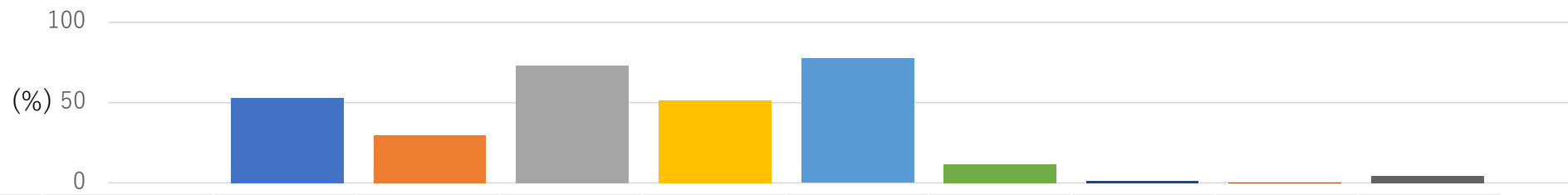
Age



■ 15-17 ■ 18-20 ■ 21-24

Q1: What are the SNS (Social Networking Sites) that you frequently use? (Check all that apply.)

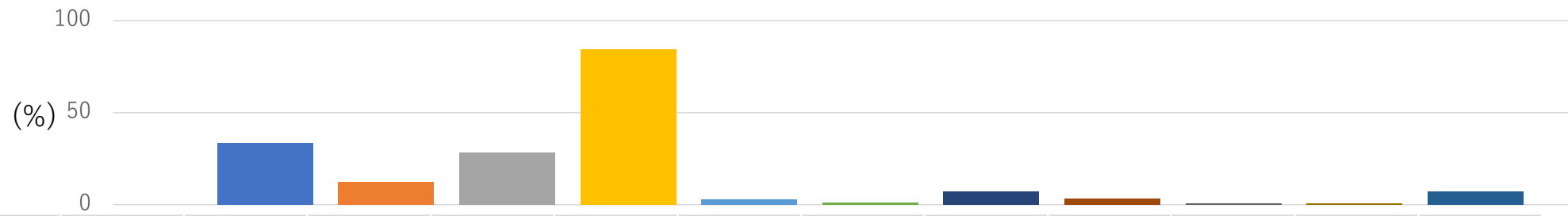
Overall, the usage rate of social networking services (SNS) is higher among women. In particular, Instagram has a high usage rate among women.



	# Responses	Instagram	TikTok	YouTube	X	LINE	Facebook	Snapchat	Other	Do not use any	
Total	1735	52.9	29.7	73	51.6	77.6	11.5	1.3	0.2	4.4	
Male	Male total	747	42.7	25.4	71.4	46.5	75.8	13.7	1.2	0.3	5.6
	15~17	498	38.4	24.9	62.2	31.3	74.7	16.3	0.6	0.4	7.6
	18~20	65	58.5	33.8	90.8	73.8	86.2	6.2	1.5	0	1.5
	21~24	184	48.9	23.9	89.1	77.7	75	9.2	2.7	0	1.6
Female	Female total	988	60.6	32.9	74.3	55.5	79	9.9	1.3	0.1	3.4
	15~17	518	46.7	27.8	64.7	36.9	79.2	15.4	1.9	0.2	4.6
	18~20	140	73.6	49.3	89.3	75.7	84.3	0.7	0	0	0
	21~24	330	77	33.9	83	76.1	76.7	5.2	0.9	0	3

Q2: What communication tools do you frequently use? (Check all that apply.)

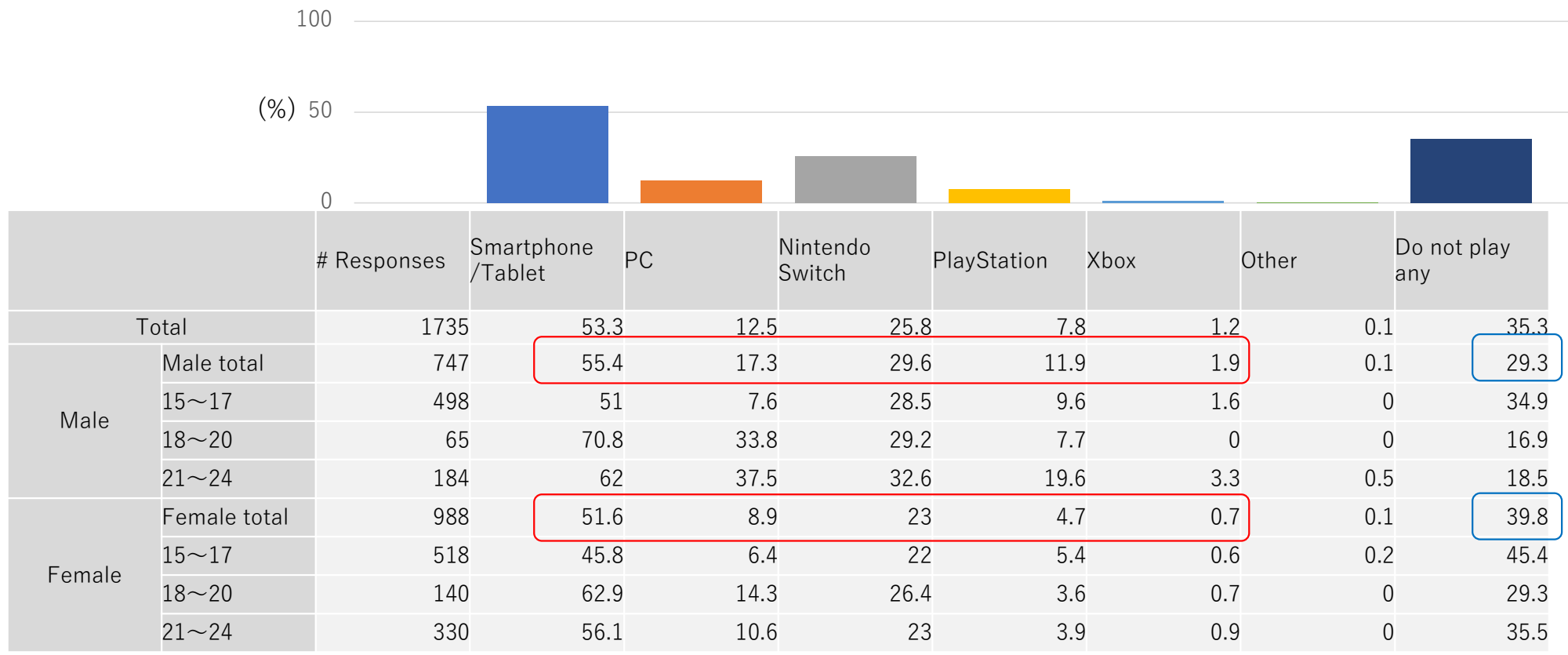
LINE is predominantly used across all age groups. As the respondents' age increases, the percentage of individuals using X and Instagram as communication tools also increases.



	# Responses	Instagram	TikTok	X	LINE	Messenger	Snapchat	Nintendo Switch	PlayStation	Xbox	Other	Do not use any
Total	1735	33.3	12.3	28.4	84.6	2.6	1.2	7.4	3.2	0.8	0.6	7.1
Male total	747	25.2	11.6	27.2	83.5	3.2	1.3	9.1	4.8	1.2	0.9	8.6
Male 15~17	498	20.9	11.2	16.9	83.1	2.8	1	9	3.8	0.8	0.4	9.8
Male 18~20	65	38.5	13.8	47.7	93.8	0	0	6.2	0	0	3.1	0
Male 21~24	184	32.1	12	47.8	81	5.4	2.7	10.3	9.2	2.7	1.6	8.2
Female total	988	39.4	12.9	29.3	85.4	2.1	1	6.2	2	0.5	0.3	6.1
Female 15~17	518	30.5	11.6	19.5	84.6	2.7	1.2	6.8	2.3	0.4	0.4	7.5
Female 18~20	140	44.3	16.4	35	90.7	1.4	0.7	5	0.7	0	0	1.4
Female 21~24	330	51.2	13.3	42.1	84.5	1.5	0.9	5.8	2.1	0.9	0.3	5.8

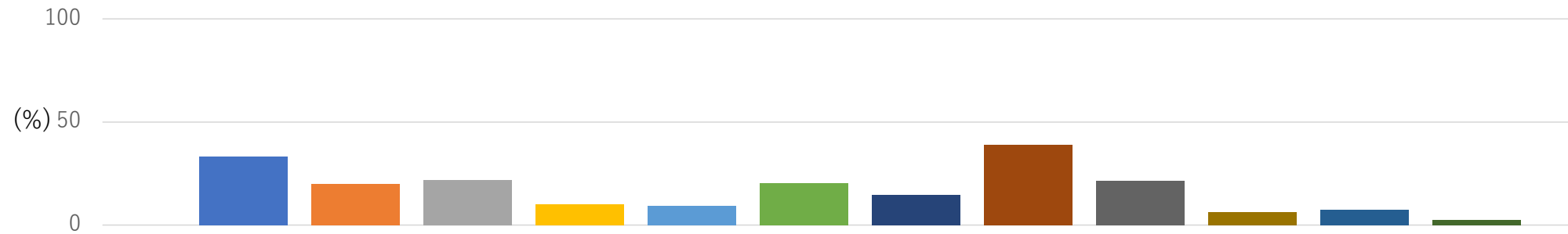
Q3: What online gaming devices do you frequently use? (Check all that apply.)

Overall, the usage rate of each online gaming device is higher among men. For both men and women, smartphones and tablets are the most commonly used devices, followed by the Nintendo Switch. About 30% of men and 40% of women do not use online gaming.



Q4: What genres of online games do you frequently play? (Check all that apply.)

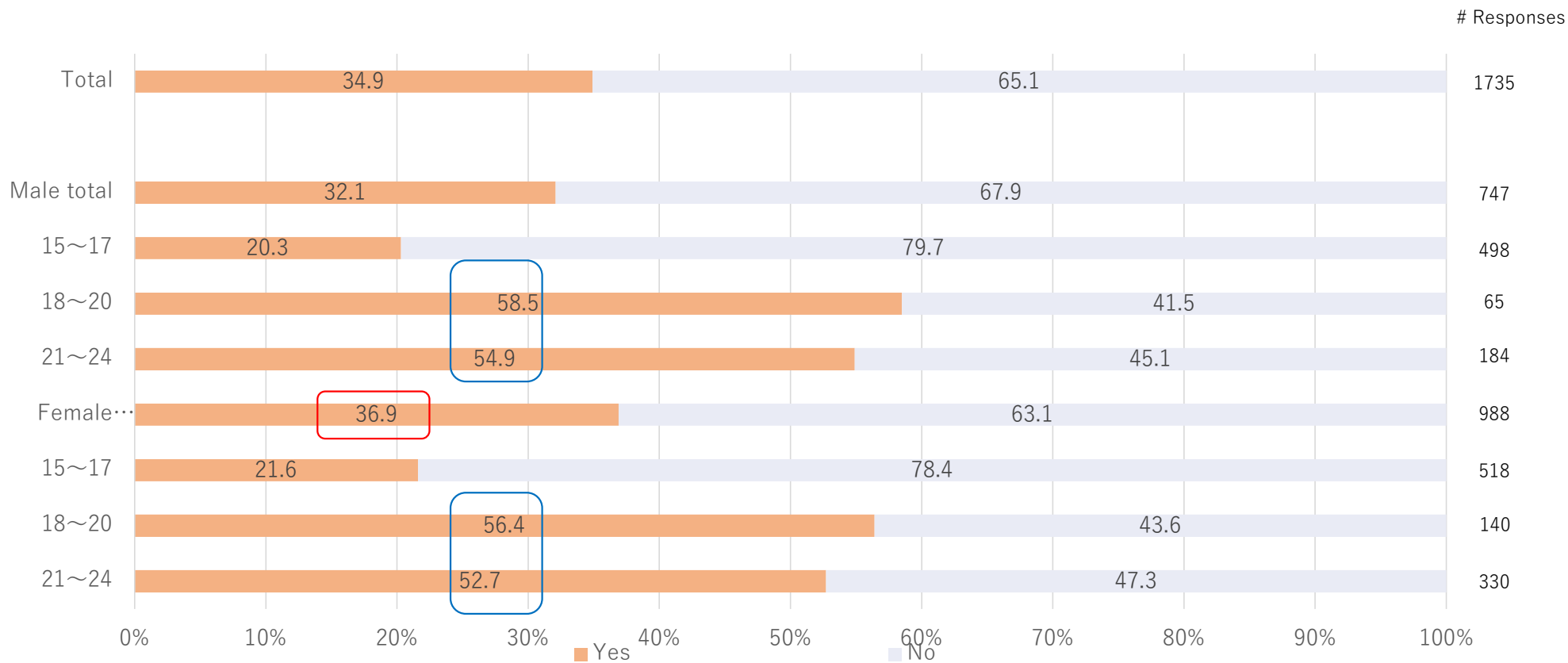
Action games and sports games are more popular among men, while puzzle games and music games are more popular among women.



	# Responses	Action Game	Shooting Game	Simulation Game	Racing Game	Puzzle-solving Game	Role-playing Game	Sports Game	Puzzle Game	Music Game	Table Games	Sandbox	Other	
Total	1123	33.4	19.9	21.9	10	9.3	20.5	14.6	39	21.6	6.1	7.5	2.5	
Male	Male total	528	42.8	26.9	21.6	13.3	8	20.1	23.1	29	9.5	5.9	7.6	2.7
	15~17	324	39.5	21	17.6	12.7	8.3	18.5	22.2	34.9	6.5	5.2	6.2	3.1
	18~20	54	51.9	33.3	18.5	11.1	7.4	20.4	20.4	24.1	5.6	5.6	14.8	0
	21~24	150	46.7	37.3	31.3	15.3	7.3	23.3	26	18	17.3	7.3	8	2.7
Female	Female total	595	25	13.8	22.2	7.1	10.4	20.8	7.1	47.9	32.4	6.2	7.4	2.4
	15~17	283	26.1	13.1	20.1	9.2	11.3	22.6	9.2	49.1	22.3	6.7	7.4	0.7
	18~20	99	22.2	13.1	20.2	5.1	5.1	19.2	4	48.5	47.5	3	5.1	3
	21~24	213	24.9	15	25.8	5.2	11.7	19.2	5.6	46	39	7	8.5	4.2


Q5: Have you ever received a chat from someone you do not know? (Check only one option.)

Approximately 35% of young people have received chat messages from strangers on the internet, with women experiencing this more often than men. For both men and women, more than half have had this experience once they turn 18 or older.



Q6: When did you receive a chat from someone you do not know? (Check all that apply.)

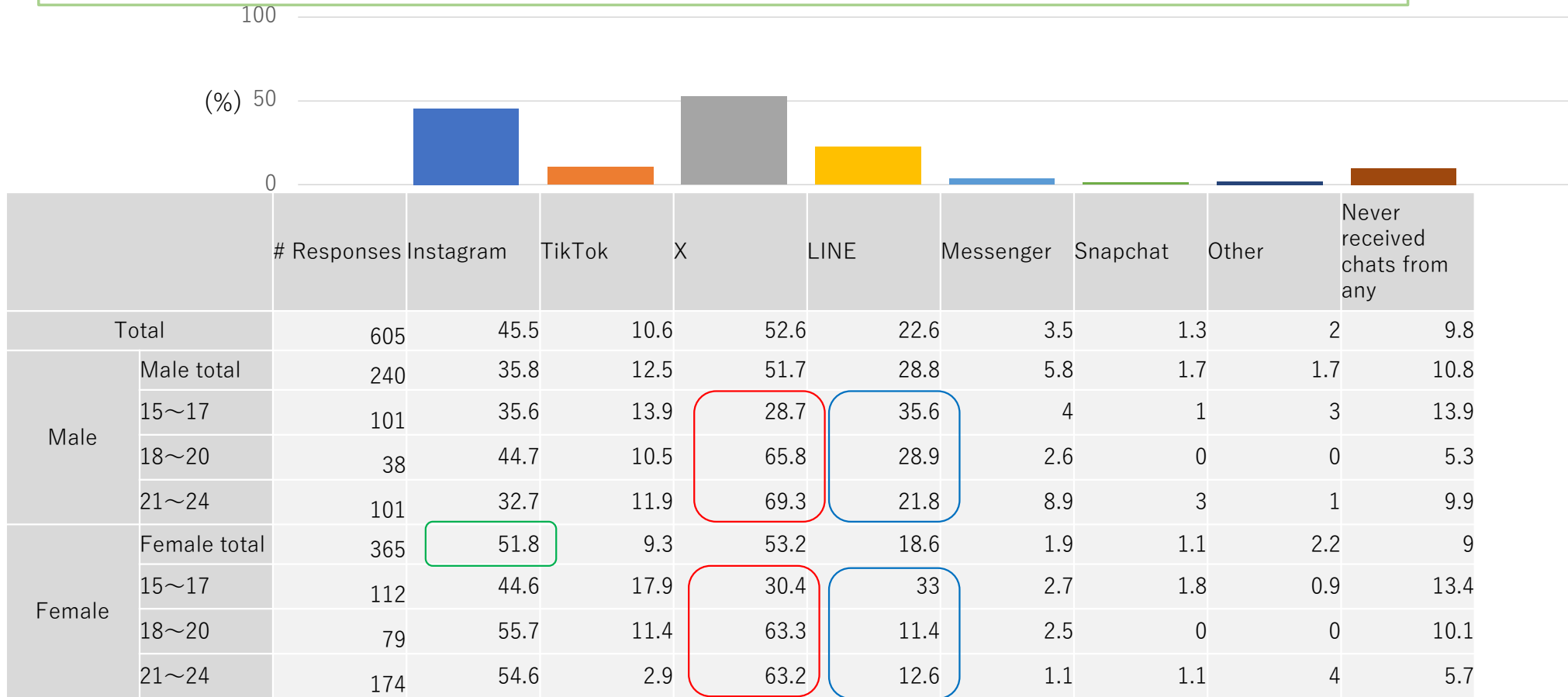
Respondents aged 15 to 17 and 18 to 20 reported receiving chat messages most frequently when they were in high school. Among those who received chat messages in junior high school, 18 to 20-year-old men and 15 to 17-year-old women had higher rates compared to other age groups. In elementary and junior high school, males are relatively more likely to receive chat messages, whereas females are more likely to receive them from high school onwards.



		# Responses	Before entering elementary school	During elementary school (grades 1-3)	During elementary school (grades 4-6)	During junior high school	During high school (up to 18 years old)	After high school graduation (18 years old and above)
Total		605	1.2	2	13.4	35.2	53.9	34.7
Male	Male total	240	1.3	2.5	14.2	38.8	52.9	28.3
	15~17	101	0	3	17.8	44.6	48.5	0
	18~20	38	0	0	2.6	50	73.7	26.3
	21~24	101	3	3	14.9	28.7	49.5	57.4
Female	Female total	365	1.1	1.6	12.9	32.9	54.5	38.9
	15~17	112	0.9	1.8	17.9	51.8	56.3	0
	18~20	79	2.5	3.8	12.7	30.4	60.8	40.5
	21~24	174	0.6	0.6	9.8	21.8	50.6	63.2

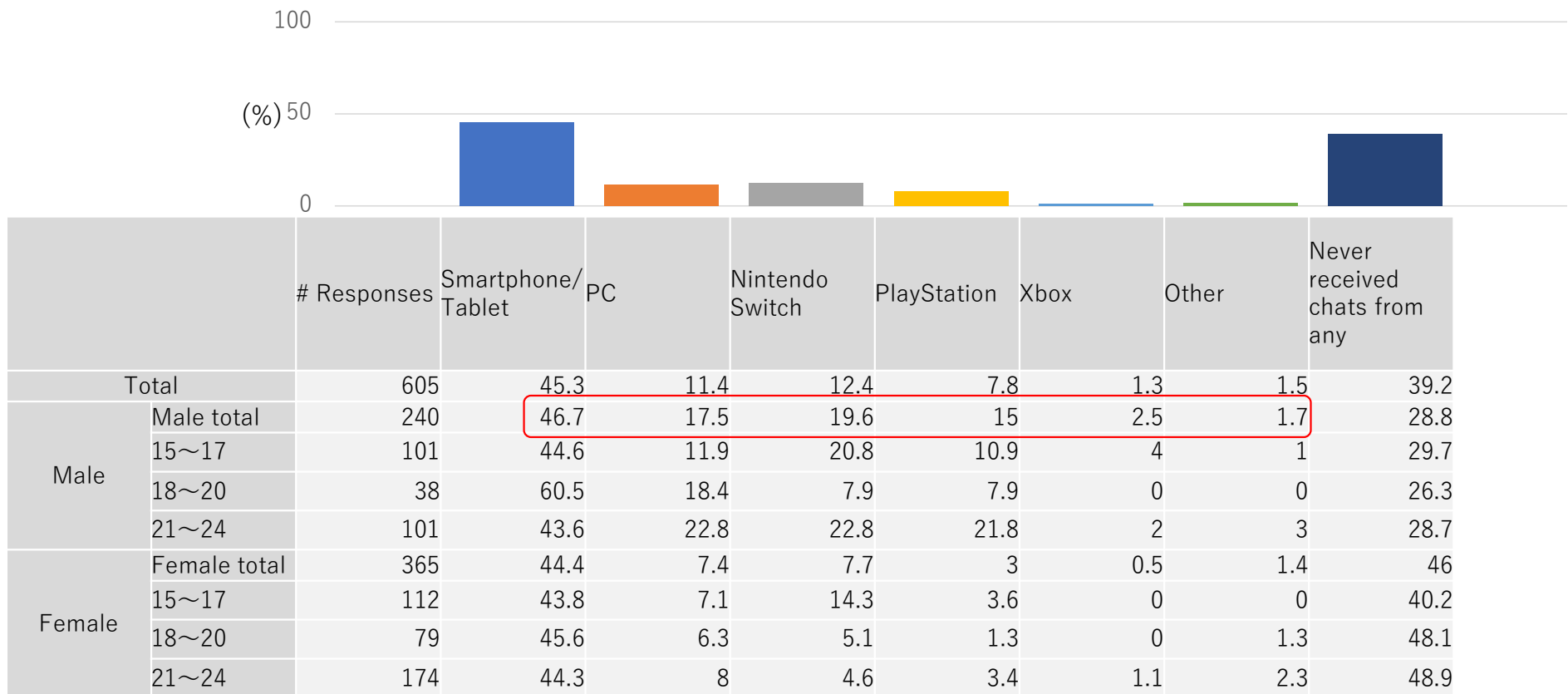
Q7: On which SNS platforms have you received chats from people you do not know? (Check all that apply.)

Overall, X has the highest contact rate, but as age decreases, the contact rate through X also decreases. On the other hand, the contact rate through LINE increases for both genders as age decreases. There is a gender difference in contact rates on Instagram, with females being more likely to be contacted.



Q8: On which online gaming devices have you received chats from people you do not know? (Check all that apply.)

Men are more likely to receive chat messages from online game devices compared to women.



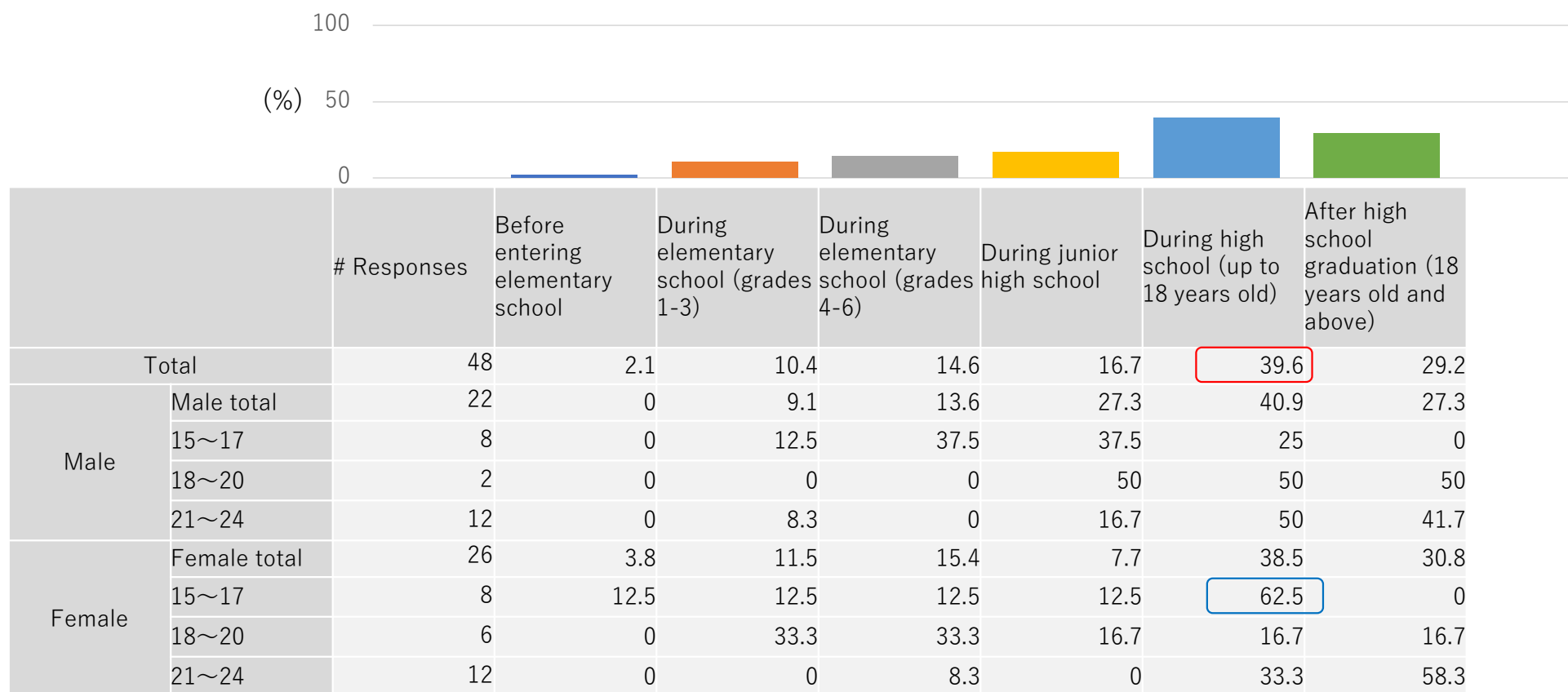
Q9: Have you ever sent or shared a photo or video of yourself naked or in underwear to unknown individuals or public websites? (Check only one option.)

A small number of people have uploaded photos or videos of themselves naked or in underwear. However, as they age, the experience of having uploaded such content gradually increases.



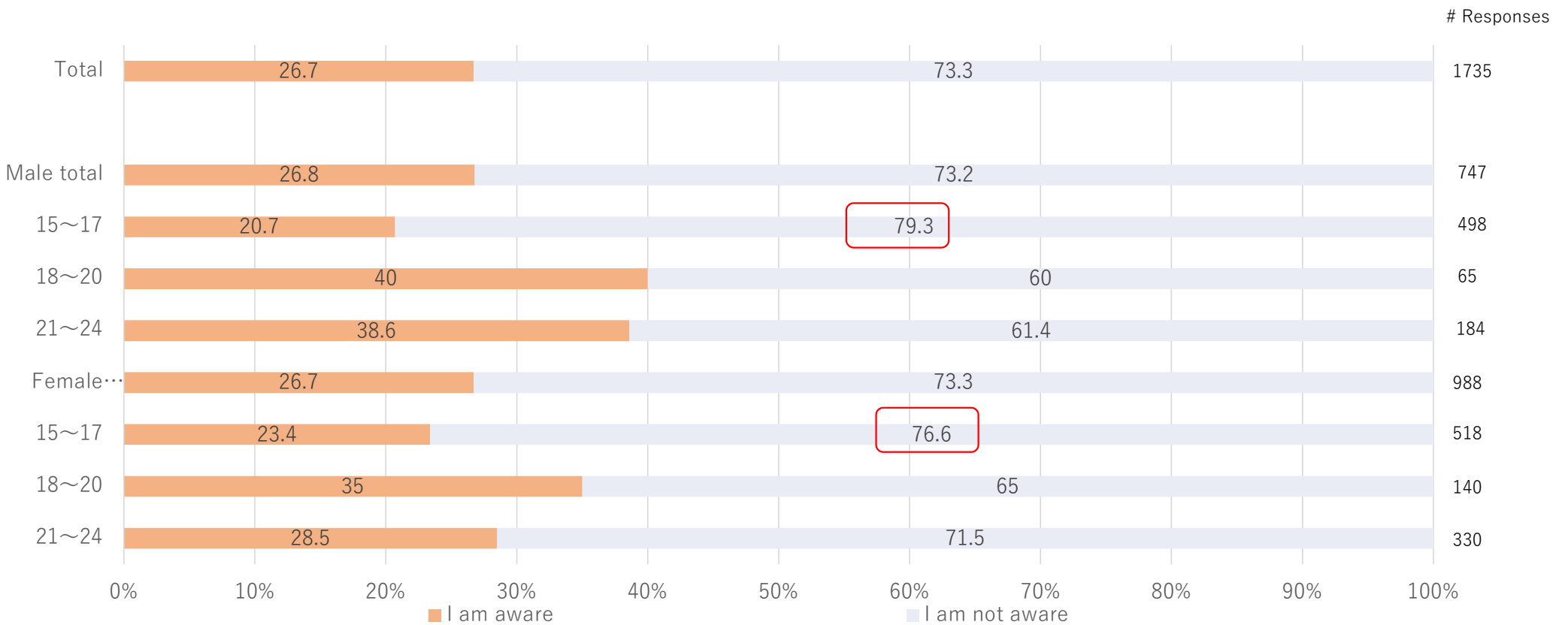
Q10: When did you send or share a photo or video of yourself naked or in underwear to unknown individuals or public websites? (Check all that apply.)

Overall, the rate of uploading selfies is higher during high school, with a particularly strong tendency among 15-17 year-old females.



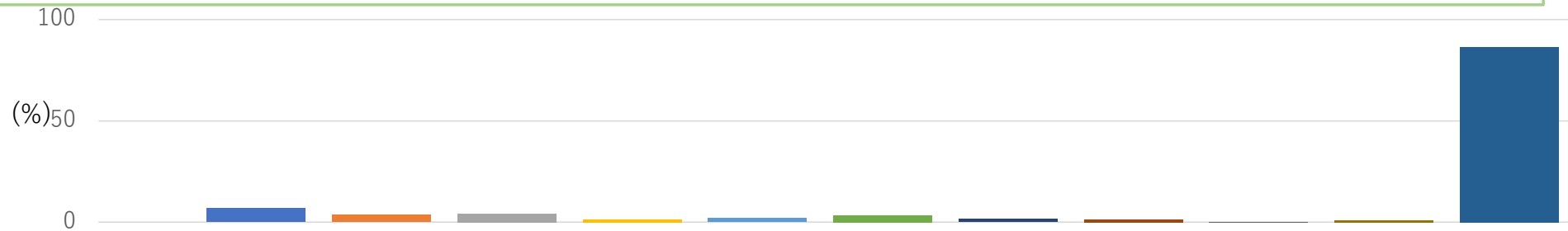
Q11: Are you aware of the crime known as "grooming"? (Check only one option.)

Both male and female respondents, especially those aged 15 to 17, tend to have a relatively low awareness of grooming.



Q12: Have you experienced any of the following from someone you met online? (Check all that apply.)

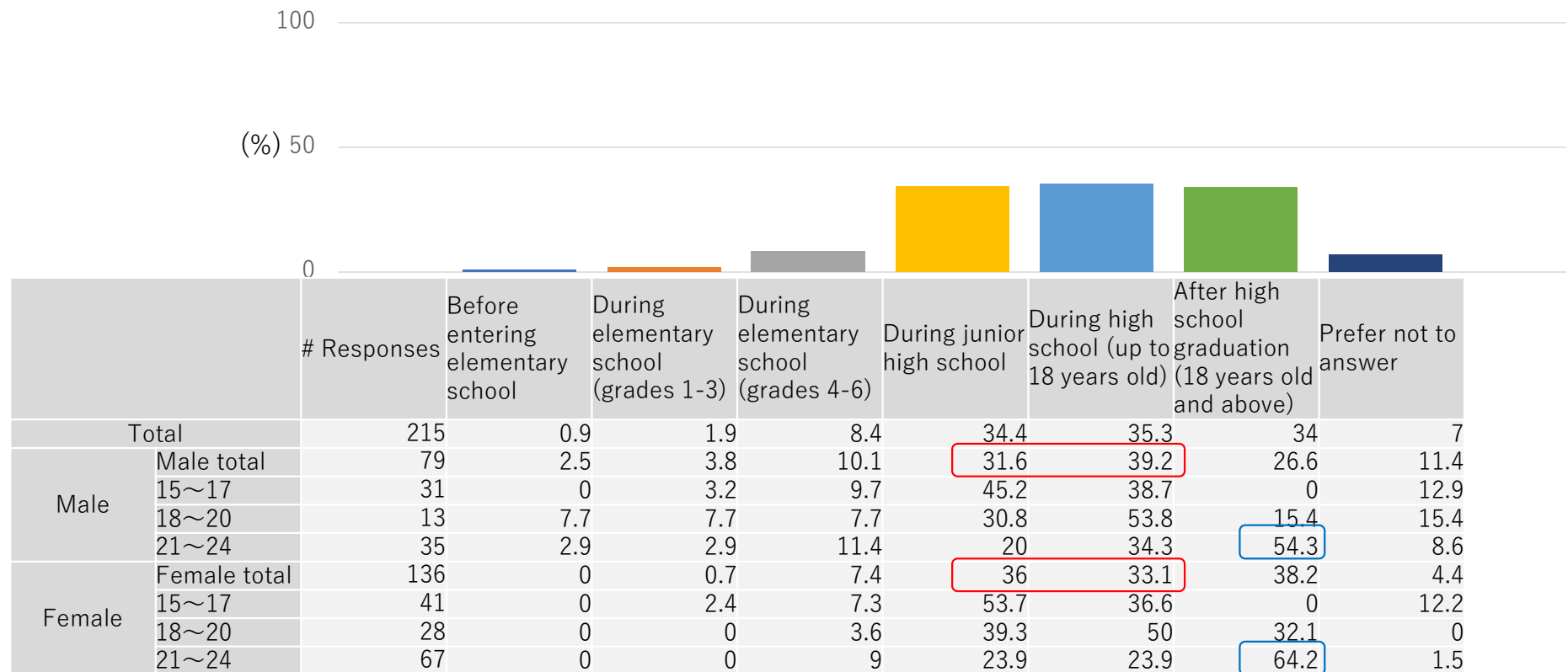
Overall, 86.5% of people answered that they have “never” had an experience related to grooming from someone they met online. • Although not shown in the table, 12.4% of people have had one or more of these experiences, excluding "other," "prefer not to answer," or "have not experienced it" (Among 15-17 year-olds, this includes 6.2% of boys and 7.9% of girls). 9.5% of people have experienced sexual victimization such as being involved in sexual conversations, receiving sexual images or videos, or being asked to send sexual selfies (Among 15-17 year-olds, this includes 3.2% of boys and 5.4% of girls).



	# Responses	Engaged in conversations about sexual topics	Received sexual images or videos	Been asked to send explicit selfies	Been coerced to meet in person through threats	Been asked to meet in person through deceit	Been lured with sweet words and asked to meet in person	Been asked for a meeting in exchange for money or gifts	Been repeatedly asked to meet in person despite refusal	Other	Prefer not to answer	Have not experienced any
Total	1735	6.9	3.7	4.2	1.4	1.9	3.3	1.6	1.4	0.2	1	86.5
Male total	747	5	3.3	2.7	1.7	2.5	3.2	1.3	0.8	0.1	0.8	88.5
Male 15~17	498	2.4	0.8	1.4	1.2	1.8	3	0.8	1.2	0.2	1	92.6
Male 18~20	65	12.3	7.7	9.2	1.5	6.2	6.2	1.5	0	0	0	80
Male 21~24	184	9.2	8.7	3.8	3.3	3.3	2.7	2.7	0	0	0.5	80.4
Female total	988	8.4	4	5.4	1.1	1.4	3.4	1.8	1.9	0.2	1.1	84.9
Female 15~17	518	3.3	1.9	3.1	0.6	1.2	3.3	1.9	1.2	0	1.2	90.9
Female 18~20	140	14.3	6.4	9.3	2.1	1.4	5	0	0.7	0	1.4	78.6
Female 21~24	330	13.9	6.4	7.3	1.5	1.8	3	2.4	3.6	0.6	0.9	78.2

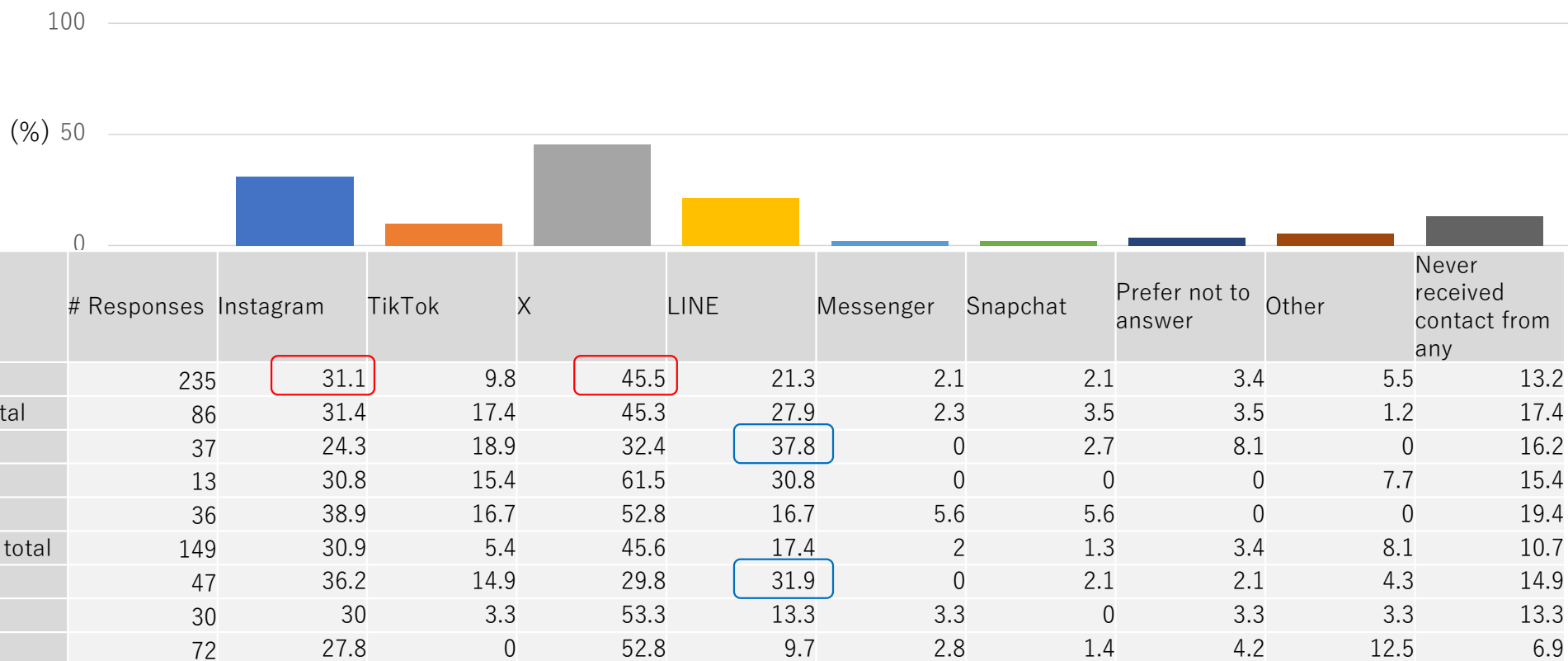
Q13: If you have been involved in any of the activities mentioned in Q12, when did it occur? (Check all that apply.)

For both men and women, junior high and high school students are more likely to have grooming-related experiences from someone they met online, and this remains common even after high school.



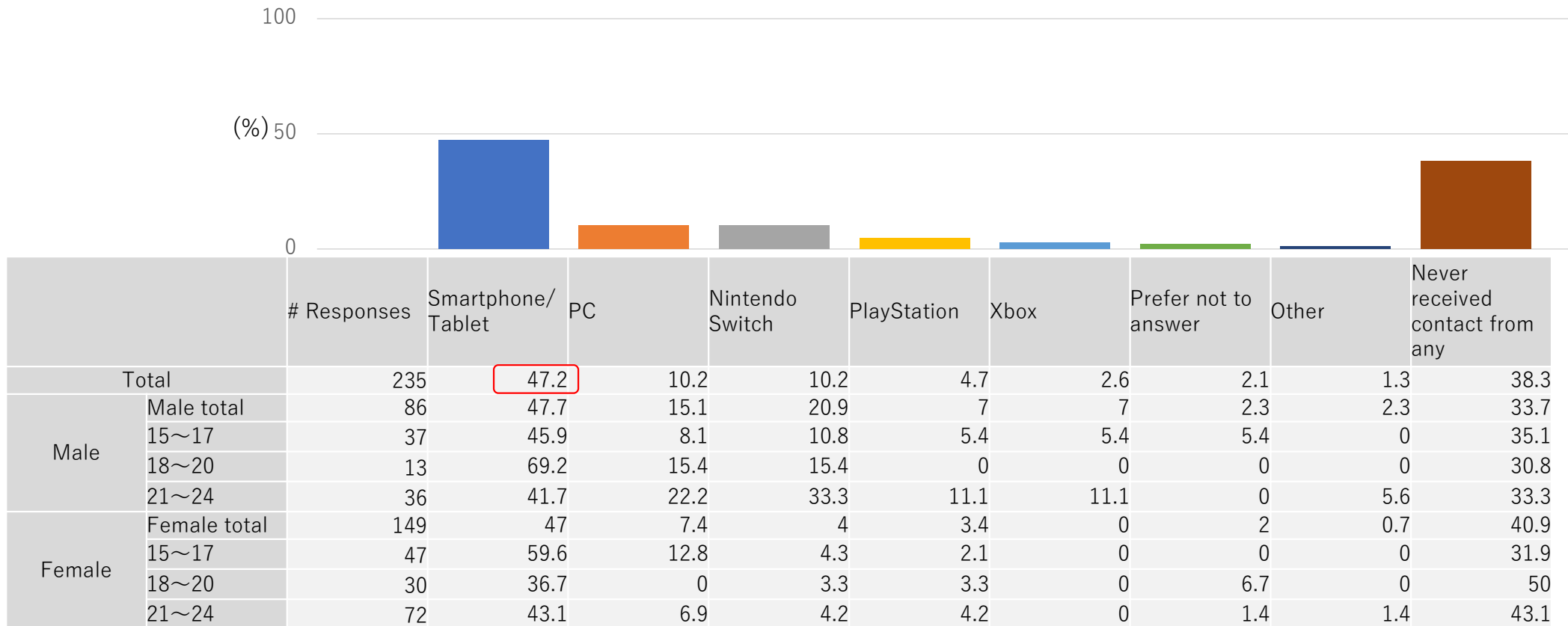
Q14: From which SNS platforms did you receive contact from individuals involving experiences mentioned in Question 12? (Check all that apply.)

Experiences related to grooming are more common on apps like Instagram and X, which allow connections with a large number of people. Among respondents aged 15-17, both males and females have higher contact rates on LINE compared to other age groups.



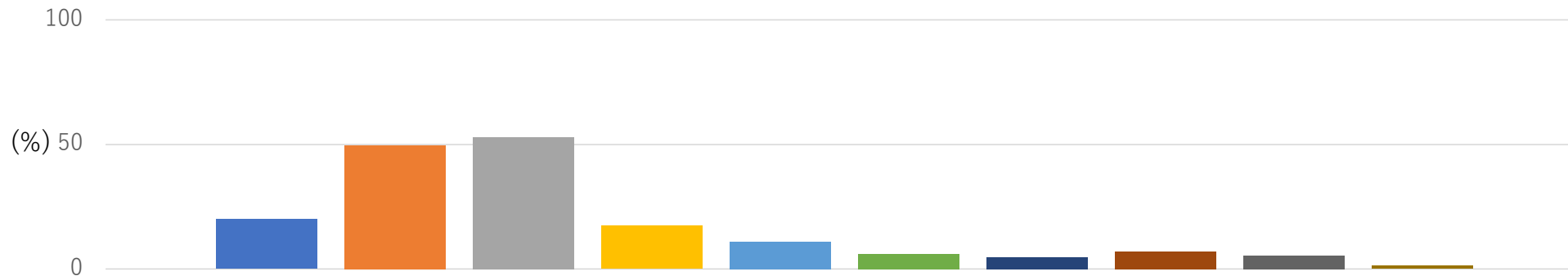
Q15: From which online gaming devices did you receive contact from individuals with experiences mentioned in Question 12? (Check all that apply.)

There are more cases of being contacted through online games on smartphones and tablets.



Q16: When the conversation became sexual, you were asked to send explicit selfies, or the other party suggested meeting in person, how did you respond to their requests? (Check all that apply.)

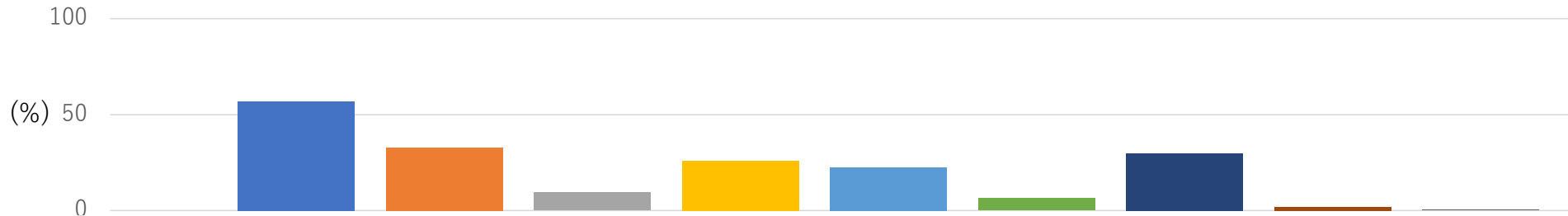
Cases of ignoring or blocking are frequent. Instances of seeking advice are very rare, accounting for only 4.7%.



	# Responses	Rejected and replied	Ignored	Blocked	Reported	Deleted the account	Uninstalled the app	Consulted with someone	Compiled with the request	Prefer not to answer	Other
Total	235	20	49.8	52.8	17.4	11.1	6	4.7	7.2	5.5	1.3
Male total	86	16.3	45.3	47.7	11.6	12.8	4.7	2.3	7	9.3	1.2
Male 15~17	37	13.5	40.5	48.6	8.1	13.5	2.7	2.7	8.1	13.5	0
Male 18~20	13	23.1	53.8	53.8	15.4	7.7	0	0	23.1	0	0
Male 21~24	36	16.7	47.2	44.4	13.9	13.9	8.3	2.8	0	8.3	2.8
Female total	149	22.1	52.3	55.7	20.8	10.1	6.7	6	7.4	3.4	1.3
Female 15~17	47	25.5	70.2	66	12.8	10.6	6.4	8.5	0	2.1	0
Female 18~20	30	30	36.7	60	26.7	10	3.3	0	6.7	6.7	0
Female 21~24	72	16.7	47.2	47.2	23.6	9.7	8.3	6.9	12.5	2.8	2.8

Q17: What were your reasons for not complying with the other party's requests? (Check all that apply.)

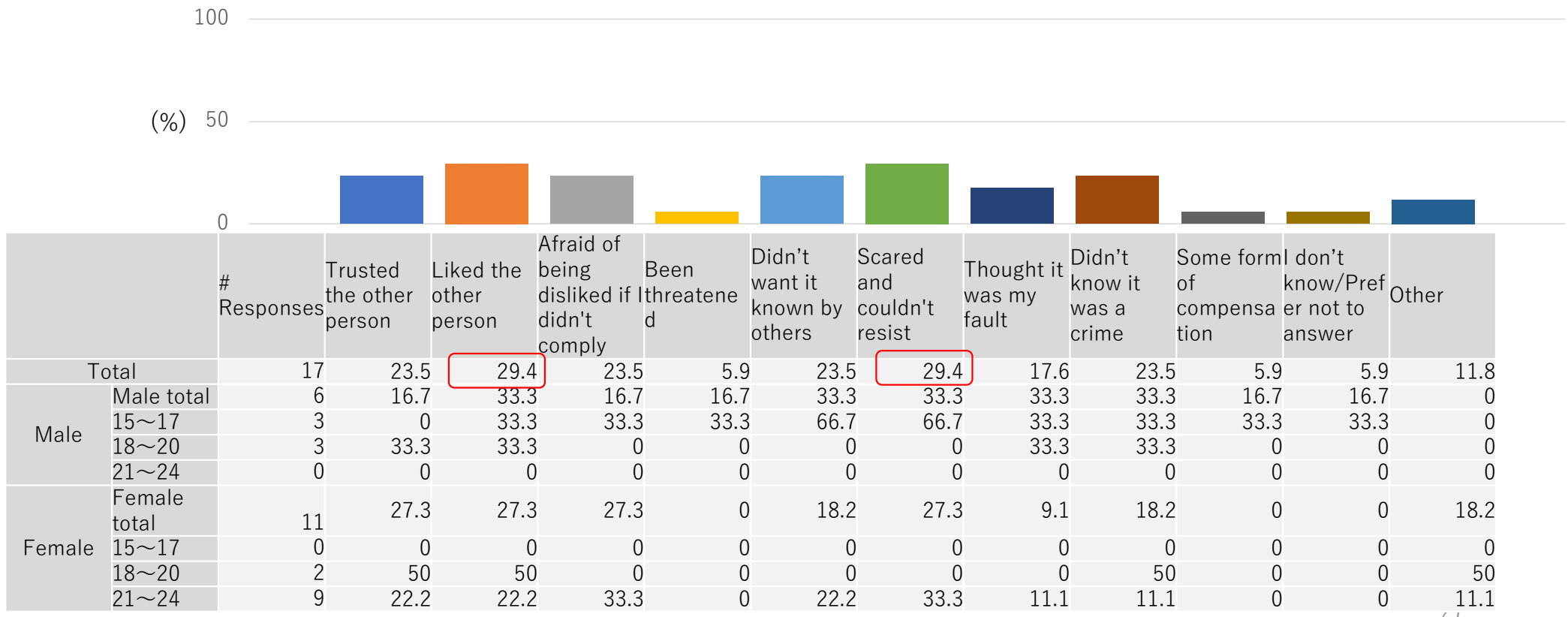
The answer "it felt uncomfortable" accounts for about 60% of responses.



	# Responses	It felt uncomfortable	It was scary	It was embarrassing	I thought the other party's actions were wrong	I recognized the other party's actions as a crime	I thought someone I could consult with would help	I was not interested	I don't know/Prefer not to answer	Other
Total	203	57.1	33	9.4	26.1	22.7	6.4	30	2	0.5
Male total	71	45.1	19.7	11.3	21.1	21.1	9.9	33.8	1.4	0
15~17	29	37.9	27.6	10.3	20.7	24.1	0	24.1	3.4	0
18~20	10	50	20	10	10	20	10	40	0	0
21~24	32	50	12.5	12.5	25	18.8	18.8	40.6	0	0
Female total	132	63.6	40.2	8.3	28.8	23.5	4.5	28	2.3	0.8
15~17才	46	65.2	47.8	6.5	21.7	23.9	6.5	28.3	6.5	0
18~20才	26	69.2	46.2	19.2	34.6	34.6	0	34.6	0	0
21~24才	60	60	31.7	5	31.7	18.3	5	25	0	1.7

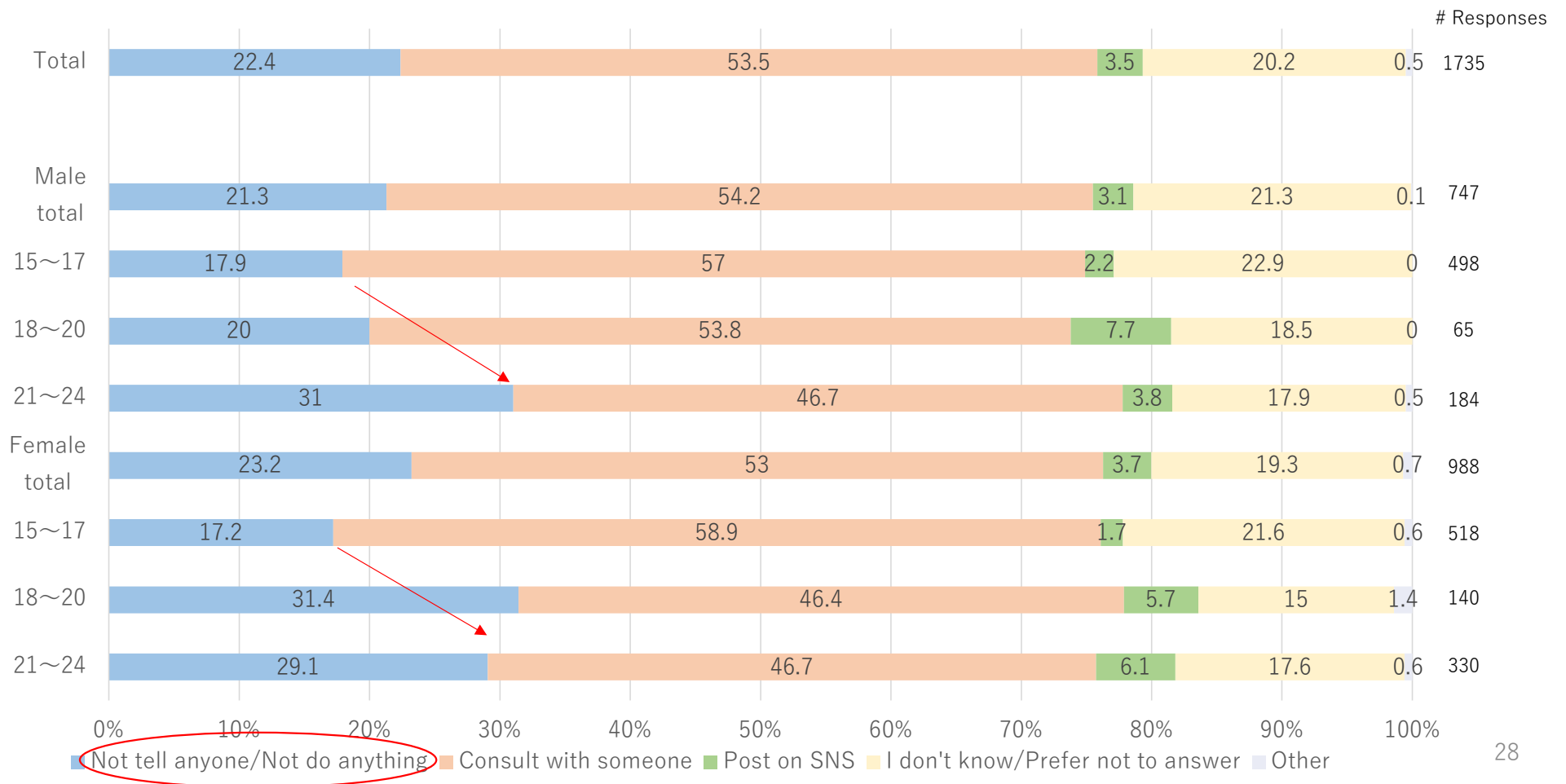
Q18: What were the reasons for complying with the other party's requests? (Check all that apply.)

While the number of responses is limited, some people answered “liked the other person” and “scared and couldn’t resist.”



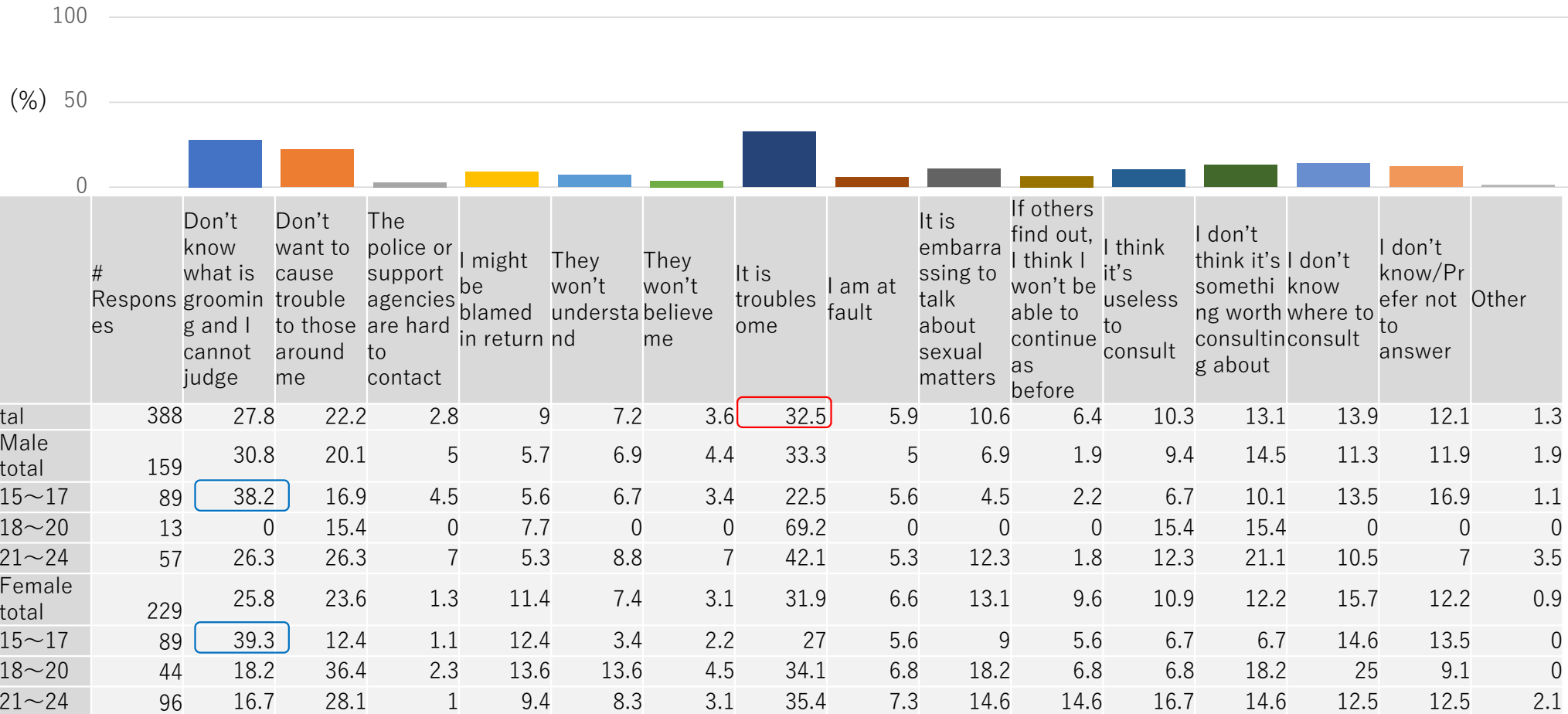
Q19: If you or your friends experienced grooming (or suspect it), what would you do? (Check only one option.)

As the age of the respondents increases, there is an increase in the number of people choosing "not telling anyone or doing anything."



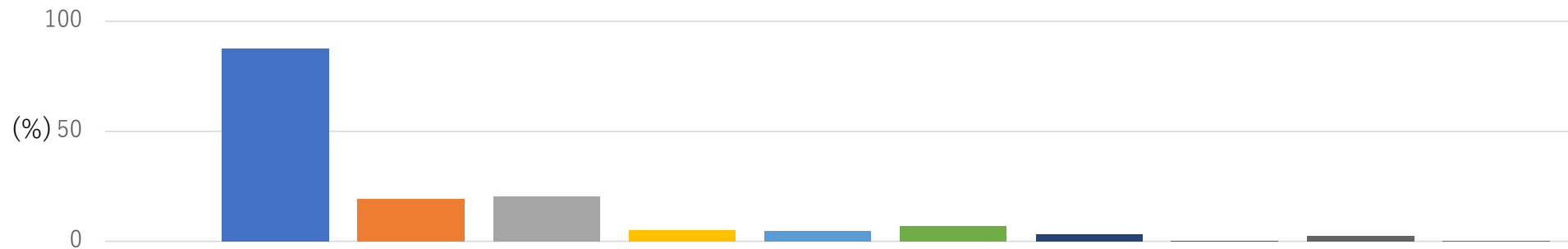
Q20: What are your reasons for not telling anyone or not taking any action? (Check all that apply.)

The most common response is “it is troublesome.” There is a relatively higher number of responses in the 15-17 age group stating “I don’t know what grooming is” compared to other age groups.



Q21: Who would you consult with? (Check all that apply.)

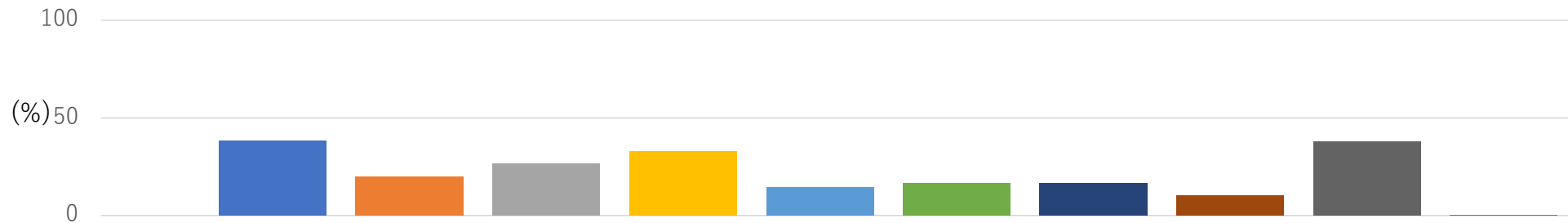
The response “consulting with someone close” constitutes about 90%, followed by “legal entities” and “school/workplace/part-time job.”



	# Responses	Someone close	School, workplace, part-time job	Police, legal entities	Victim support organizations	Government agencies	Private entities	Anonymous consultation boards	The perpetrator	I don't know/Prefer not to answer	Other	
Total	929	87.7	19.2	20.5	5.1	4.8	7	3.4	0.2	2.4	0.3	
Male	Male total	405	83	21.7	24	6.7	7.2	8.9	4.4	0.5	2.2	0.2
	15~17	284	88.4	20.1	18.7	3.2	3.5	5.3	3.2	0	2.1	0
	18~20	35	60	31.4	40	22.9	14.3	17.1	5.7	0	5.7	0
	21~24	86	74.4	23.3	34.9	11.6	16.3	17.4	8.1	2.3	1.2	1.2
Female	Female total	524	91.4	17.2	17.7	3.8	3.1	5.5	2.7	0	2.5	0.4
	15~17	305	93.4	20	15.1	2.6	0.7	2.3	0.7	0	2	0.3
	18~20	65	87.7	18.5	23.1	6.2	9.2	12.3	4.6	0	3.1	0
	21~24	154	89	11	20.8	5.2	5.2	9.1	5.8	0	3.2	0.6

Q22: What measures do you think are necessary to eliminate "grooming"? (Check all that apply.)

The response "increasing places to consult " the most common. Following that, many respondents suggested "raising awareness about grooming to make victims more aware of the harm." About 40% of individuals answered with "I don't know/Prefer not to answer."



	# Responses	Increase the number of places to seek advice	Improve police and support agency training to better help supporters.	Make laws stronger to regulate more effectively.	Share information about grooming to increase victim awareness.	Make more people aware of counseling centers.	Help people understand and create an easy way for victims to seek help	Make social media companies actively watch for and stop harm	Stop it from happening again by counseling and caring for perpetrators	I don't know/Prefer not to answer	Other
Total	410	38.5	20	26.6	32.9	14.6	16.6	16.6	10.5	38	0.2
Male total	182	35.7	19.8	28	29.7	12.6	14.8	17	8.8	39.6	0
15~17	125	33.6	16	32.8	29.6	15.2	14.4	19.2	6.4	39.2	0
18~20	17	58.8	29.4	29.4	29.4	17.6	11.8	11.8	17.6	29.4	0
21~24	40	32.5	27.5	12.5	30	2.5	17.5	12.5	12.5	45	0
Female total	228	40.8	20.2	25.4	35.5	16.2	18	16.2	11.8	36.8	0.4
15~17	121	38.8	18.2	24	30.6	14	13.2	14	8.3	39.7	0.8
18~20	29	51.7	34.5	27.6	58.6	27.6	37.9	31	20.7	20.7	0
21~24	78	39.7	17.9	26.9	34.6	15.4	17.9	14.1	14.1	38.5	0

Questionnaire on “Grooming”

We would like to inquire about “grooming.” Understanding the awareness of young people regarding grooming and similar activities will serve as a reference for future policy recommendations to the government and other entities.

Note that "grooming" refers to the process of building a relationship of trust with children, purposefully approaching them, gradually getting them accustomed to sexual topics, sending or eliciting sexual images, and convincing them that sexual acts with adults are acceptable, ultimately leading to engaging in inappropriate behavior.

Q1. What are the SNS (Social Networking Sites) that you frequently use? (Check all that apply.)

1. Instagram
2. TikTok
3. YouTube
4. Twitter
5. LINE
6. Facebook
7. Snapchat
8. Other ()
9. Do not use SNS

Q2. What communication tools do you frequently use? (Check all that apply.)

1. Instagram
2. TikTok
3. Twitter
4. LINE
5. Messenger
6. Snapchat
7. Nintendo Switch
8. PlayStation
9. Xbox
10. Other ()
11. Do not use communication tools

Q3. What online gaming devices do you frequently use? (Check all that apply.)

1. Smartphone/Tablet
2. PC
3. Nintendo Switch
4. PlayStation
5. Xbox
6. Other ()
7. Do not play online games → Please go to Q5

Q4. What genres of online games do you frequently play? (Check all that apply.)

1. Action Game
2. Shooting Game
3. Simulation Game
4. Racing Game
5. Puzzle-solving Game
6. Role-playing Game
7. Sports Game
8. Puzzle Game
9. Music Game
10. Table Game
11. Sandbox (games without a specific goal, allowing players to freely explore, like Minecraft)
12. Other ()

Q5. Have you ever received a chat from someone you do not know? (Check only one option.)

1. Yes → Please go to Q6
2. No → Please go to Q9

Q6. When did you receive a chat from someone you do not know? (Check all that apply.)

1. Before entering elementary school
2. During elementary school (grades 1-3)
3. During elementary school (grades 4-6)
4. During junior high school
5. During high school (up to 18 years old, after junior high school graduation)
6. After high school graduation (18 years old and above)

Q7. On which SNS platforms have you received chats from people you do not know? (Check all that apply.)

1. Instagram
2. TikTok
3. Twitter
4. LINE
5. Messenger
6. Snapchat
7. Other ()
8. Never received chats from any SNS

Q8. On which online gaming devices have you received chats from people you do not know? (Check all that apply.)

1. Smartphone/Tablet
2. PC
3. Nintendo Switch
4. PlayStation
5. Xbox
6. Other ()
7. Never received chats from online games

Q9. Have you ever uploaded photos or videos of yourself naked or in underwear to unknown individuals or public websites? (Check only one option.)

1. Yes → Please go to Q10
2. No → Please go to Q11

Q10. When did you upload photos or videos of yourself naked or in underwear to unknown individuals or public websites? (Check all that apply.)

1. Before entering elementary school
2. During elementary school (grades 1-3)
3. During elementary school (grades 4-6)
4. During junior high school
5. During high school (up to 18 years old, after junior high school graduation)
6. After high school graduation (18 years old and above)

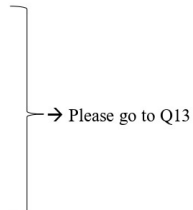
Questionnaire

Q11. Are you aware of the crime known as "grooming"? (Check only one option.)

1. Yes, I am aware.
2. No, I am not aware.

Q12. Have you experienced the following from someone you met online? (Check all that apply.)

1. Engaged in conversations about sexual topics
2. Received sexual images or videos
3. Been asked to send explicit selfies
4. Been coerced to meet in person through threats
5. Been asked to meet in person through deceit
6. Been lured with sweet words and asked to meet in person
7. Been asked for a meeting in exchange for money or gifts
8. Been repeatedly asked to meet in person despite refusal
9. Other ()
10. Prefer not to answer
11. Have not experienced any of the above → Please go to Q19



Q13. If you have been involved in any of the above activities online, when did it occur? (Check all that apply.)

1. Before entering elementary school
2. During elementary school (grades 1-3)
3. During elementary school (grades 4-6)
4. During junior high school
5. During high school (up to 18 years old, after junior high school graduation)
6. After high school graduation (18 years old and above)
7. Prefer not to answer

Q14. From which SNS platforms did you receive contact from individuals involving experiences mentioned in Question 12? (Check all that apply.)

1. Instagram
2. TikTok
3. Twitter
4. LINE
5. Messenger
6. Snapchat

7. Prefer not to answer
8. Other ()
9. Did not come through any SNS

Q15. From which online gaming devices did you receive contact from individuals with experiences mentioned in Question 12? (Check all that apply.)

1. Smartphone/Tablet
2. PC
3. Nintendo Switch
4. PlayStation
5. Xbox
6. Prefer not to answer
7. Other ()
8. Was not contacted through any online gaming devices

Q16. When the conversation became sexual, you were asked to send explicit selfie or the other party suggested meeting in person, how did you respond to their requests? (Check all that apply.)

1. Rejected and replied
2. Ignored
3. Blocked
4. Reported
5. Deleted the account
6. Uninstalled the app
7. Consulted someone
8. Did not reject and complied with the request → Please go to Q18
9. Prefer not to answer → Please go to Q19
10. Other () → Please go to Q19

→ Please go to Q17

Q17. What were your reasons for not complying with the other party's requests? (Check all that apply.)

1. It felt uncomfortable
2. It was scary
3. It was embarrassing
4. I thought the other party's actions were wrong
5. I recognized the other party's actions as a crime

6. I thought someone I could consult with would help
7. I was not interested
8. I don't know / Prefer not to answer
9. Other ()

Q18. What were the reasons for complying with the other party's requests? (Check all that apply.)

1. I trusted the other person
2. I liked the other person and it made me happy
3. I thought I would be disliked if I didn't comply
4. The other person threatened to reveal my secrets or used other forms of blackmail
5. I didn't want it known by those around me and had no one to rely on
6. I was scared and couldn't resist
7. I thought it was my fault
8. I didn't know that the other person's actions were a crime
9. There was some form of compensation, such as money
10. I don't know / Prefer not to answer
11. Other ()

Q19. If you or a friend experienced grooming (or suspected it), what would you do? Please select the most applicable option.

1. Won't tell anyone / Won't do anything → Please go to Q20
2. Consult someone → Please go to Q21
3. Post on SNS
4. I don't know / Prefer not to answer
5. Other ()

→ Please go to Q22

Q20. What are your reasons for not telling anyone or not taking any action?

1. I don't know what grooming is and cannot judge
2. I don't want to cause trouble to those around me
3. The police or support agencies are far away, and I can't get through on the phone
4. I might be blamed in return
5. They won't understand

6. They won't believe me
7. It's too much trouble
8. I am at fault
9. It's embarrassing to talk about sexual matters
10. If others find out, I think I won't be able to continue as before
11. I think it's useless to consult
12. I don't think it's something worth consulting about
13. I don't know where to consult
14. I don't know / Prefer not to answer
15. Other ()

Q21. Who would you consult with? (Check all that apply.)

1. Someone close (family, friends, partner, etc.)
2. School, workplace, part-time job (teachers, school counselors, colleagues, bosses, etc.)
3. Police, legal entities
4. Victim support organizations
5. Government agencies (Child Consultation Center, One-Stop Guidance Center, etc.)
6. Private entities (Child Helpline, emotional support chat services, etc.)
7. Anonymous consultation boards (Yahoo Answers, etc.)
8. The perpetrator
9. I don't know / Prefer not to answer
10. Other ()

Q22. What measures do you think are necessary to eliminate "grooming"? (Check all that apply.)

1. Increase the number of places where one can seek advice
2. Enhance the training of police and support agencies to improve the response of supporters
3. Strengthen regulation through legislation
4. Spread knowledge about grooming to make victims more aware of the harm
5. Raise awareness of the existence of counseling centers to more people
6. Promote public understanding and create an environment where victims can easily seek help
7. Have SNS companies monitor and prevent harm proactively

8. Prevent recurrence through counseling and care for perpetrators
9. I don't know / Prefer not to answer
10. Other ()